

WAID 2022 Summary for Northern Ireland

This report details the 2022 release of water-related fatality data. An interactive version of this report can be found online [here](#).

Overall water-related fatalities

In 2022, there were 17 water-related fatalities in Northern Ireland. This is generally lower than previous years (see figure 1).

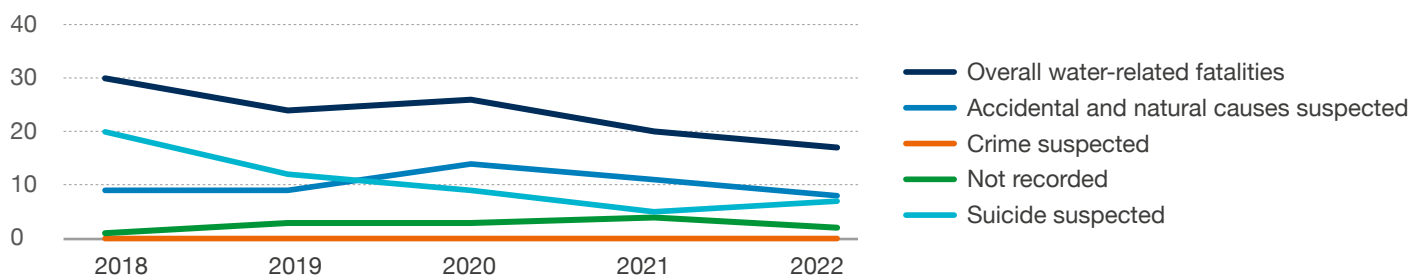


Figure 1: Overall fatalities by year, 2018-2022

Using a three-year average (years 2013 – 2015), prior to the implementation of the UK Drowning Prevention Strategy (years 2013 – 2015), there were 20 water-related fatalities each year in Northern Ireland. **The 2022 figures show that overall water-related fatalities are below baseline level (see Figure 2).**

Year	Overall water-related fatalities
Three-year average (2013-2015)	20
2018	30
2019	24
2020	26
2021	20
2022	17

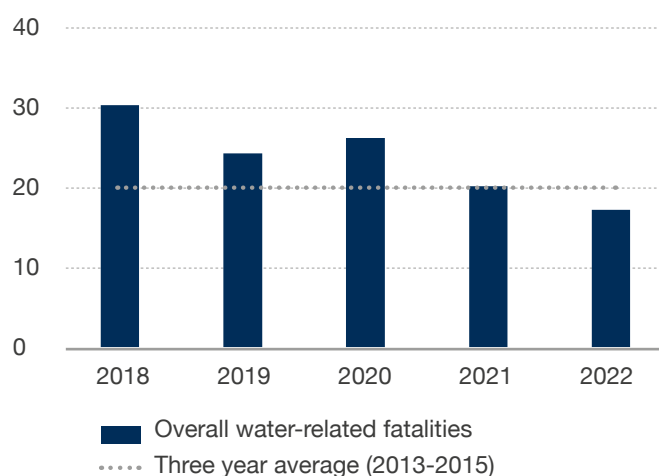


Figure 2: Overall water-related fatalities by year 2018-2022 vs Three-year average baseline, Northern Ireland

Accidental fatalities

In 2022, there were 8 accidental fatalities¹ in Northern Ireland. **This is a 20 per cent decrease when compared to the baseline.**

Year	Accidental fatalities
Three-year average (2013-2015)	10
2018	9
2019	9
2020	14
2021	11
2022	8

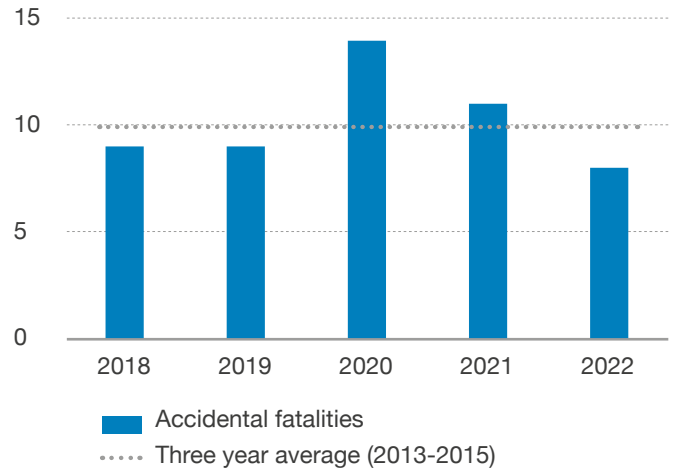


Figure 3: Accidental fatalities by year 2018-2022 vs Three-year average baseline, Northern Ireland

¹ Accidental fatality refers to accidental and natural causes suspected.

Key points

In 2022:

- There were 8 accidental fatalities
- All accidental fatalities were male
- Ages 10-19 and 30-39 were the highest group for accidental fatalities (see Figure 4)
- 63% of accidental fatalities happened at **inland waters** (see Figure 5)
- Recreational activities accounted for 75% of accidental fatalities (see Figure 6)
- 1 accidental fatality reported noted the presence of drugs or alcohol
- The rate of accidental drowning is going down (0.42 per 100,000 in 2022) compared to 0.54 in baseline (see Figure 7)

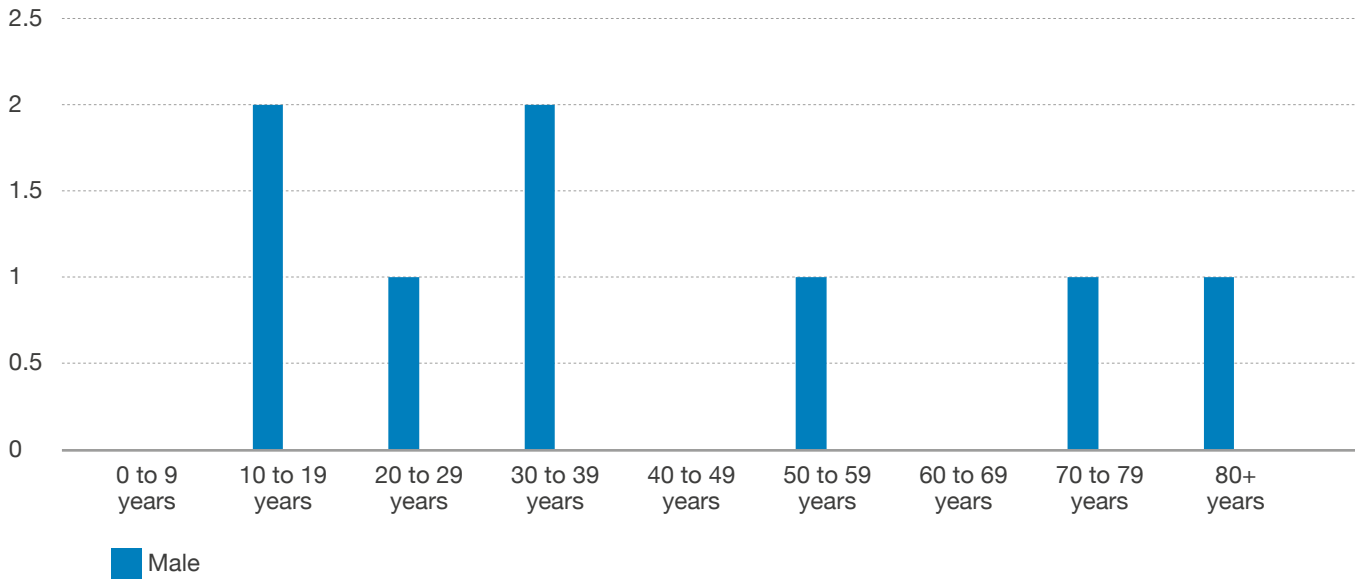


Figure 4: Accidental fatalities by age, N=8

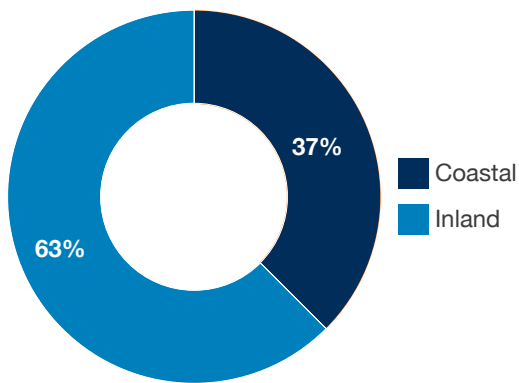


Figure 5: Accidental fatalities by location. N=8

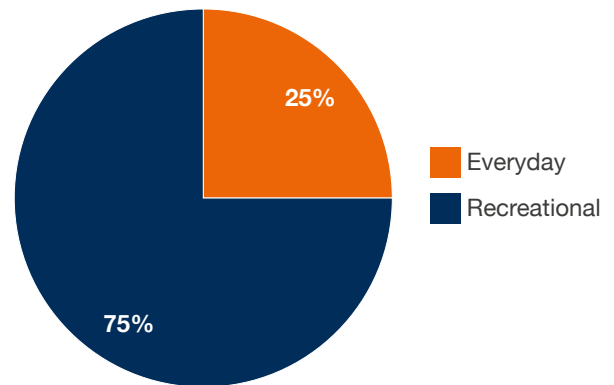


Figure 6: Accidental fatalities by activity. N=8

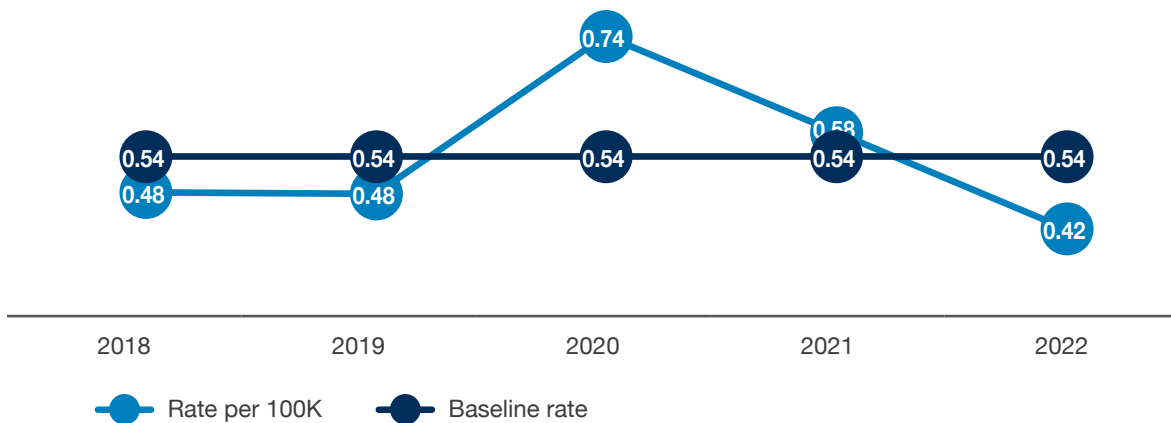


Figure 7: Accidental fatalities by year and rate 2018-2022 and Three year average baseline, Northern Ireland per 100,000 (Population Source: ONS)

Suicide suspected fatalities

In 2022, there were 7 suicide suspected fatalities at or near water in Northern Ireland. This is an increase on the average baseline.

Year	Suicide suspected fatalities
Three-year average (2013-2015)	6
2018	20
2019	12
2020	9
2021	5
2022	7

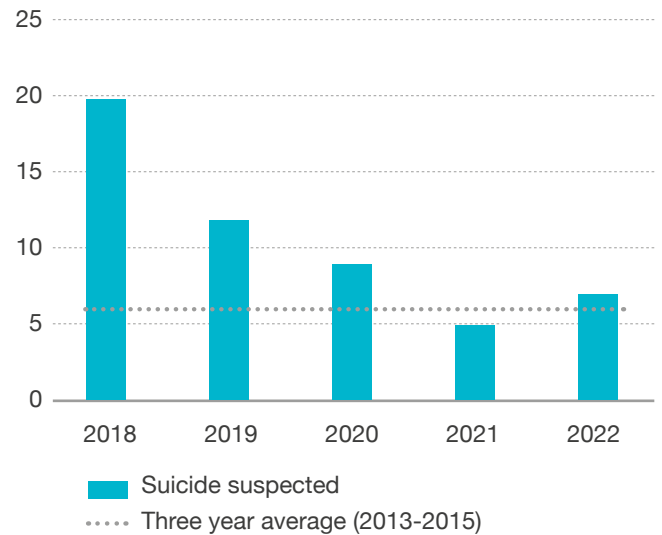


Figure 8: Suicide suspected fatalities by year 2018-2022 vs Three-year average baseline, Northern Ireland

Notes

“Accidental fatalities” refers to accidental causes and natural water related causes.

This data analysis is based on the official releases of WAID data as found online nationalwatersafety.org.uk/waid/annual-reports-and-data. It should be noted that the core data providers continue to improve verification and completeness of records starting in 2012 which results in an improved record set.

All rates for population figures are based on ONS figures for the previous mid-year, published online: ons.gov.uk/peoplepopulationandcommunity/populationandmigration/populationestimates/datasets/populationestimatesforukenglandandwalesandnorthernireland. Baseline rates are based on mid-year 2015 data.