

WAID 2023 Summary for Northern Ireland

This report details the 2023 release of water-related fatality data.

Overall water-related fatalities

In 2023, there were 20 water-related fatalities in Northern Ireland. The overall trend is looking downwards in comparison to 2019 and 2020 (see figure 1).

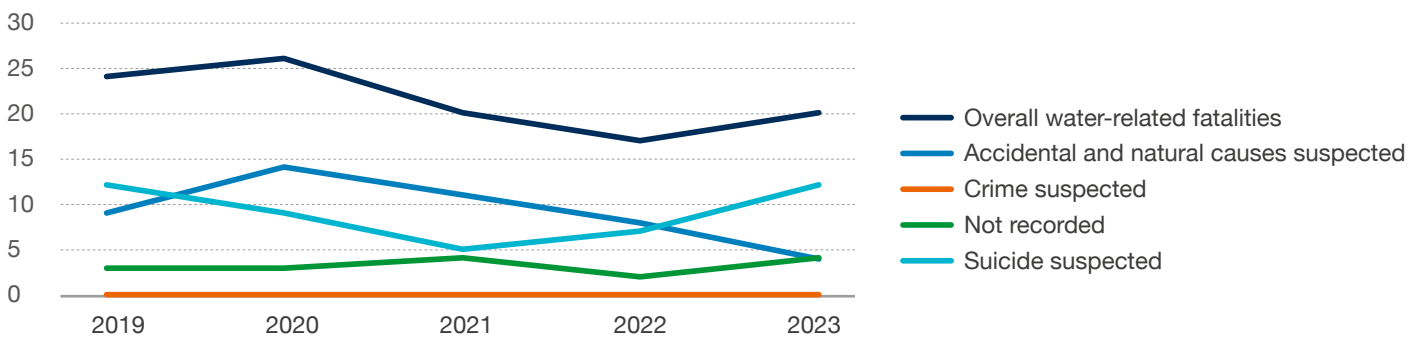


Figure 1: Overall water-related fatalities by year, 2019-2023

Using a three-year average (years 2013 – 2015), prior to the implementation of the UK Drowning Prevention Strategy (years 2013 – 2015), there were 20 water-related fatalities each year in Northern Ireland. **The 2023 figures show that overall water-related fatalities are below baseline level (see Figure 2).**

Year	Overall water-related fatalities
Three-year average (2013-2015)	20
2019	24
2020	26
2021	20
2022	17
2023	20

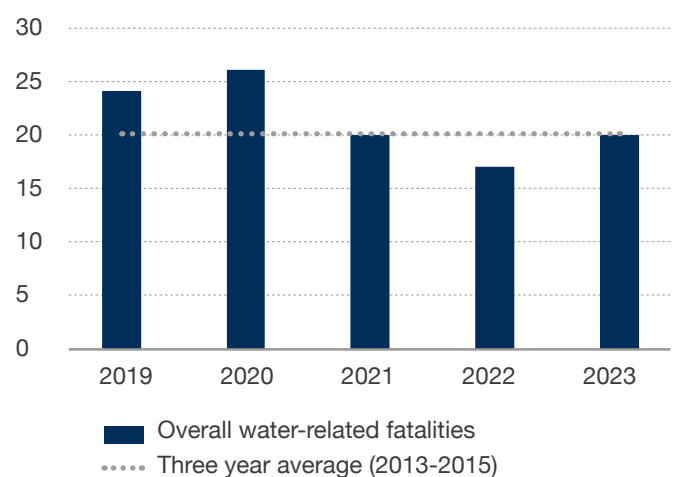


Figure 2: Overall water-related fatalities by year 2019-2023 vs Three-year average baseline, Northern Ireland

Accidental fatalities

In 2023, there were 4 accidental fatalities¹ in Northern Ireland. **This is a 60 per cent decrease when compared to the baseline.**

Year	Accidental fatalities
Three-year average (2013-2015)	10
2019	9
2020	14
2021	11
2022	8
2023	4

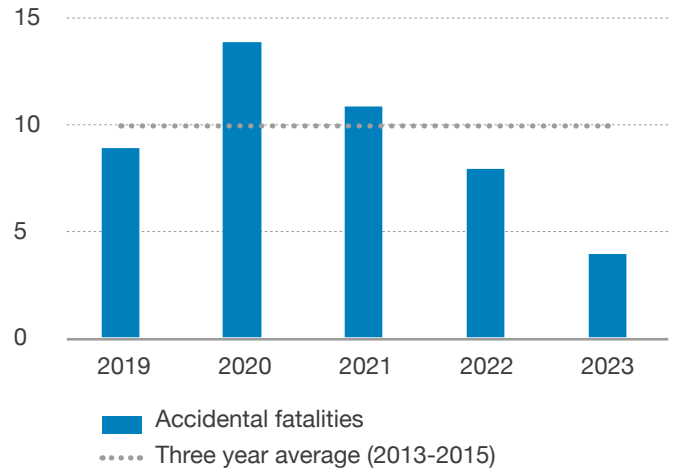


Figure 3: Accidental fatalities by year 2019-2023 vs Three-year average baseline, Northern Ireland

¹ Accidental fatality refers to accidental and natural causes suspected.

Key points

In 2023:

- There were 4 accidental fatalities
- All accidental fatalities were male
- There was no specific age group for accidental fatalities (see Figure 4)
- It was an even split between inland and coastal waters (see Figure 5)
- There was no one specific type of activity for accidental fatalities (see Figure 6)
- The rate of accidental water-related fatalities is going down (0.21 per 100,000 in 2023) compared to 0.54 baseline (see Figure 7)

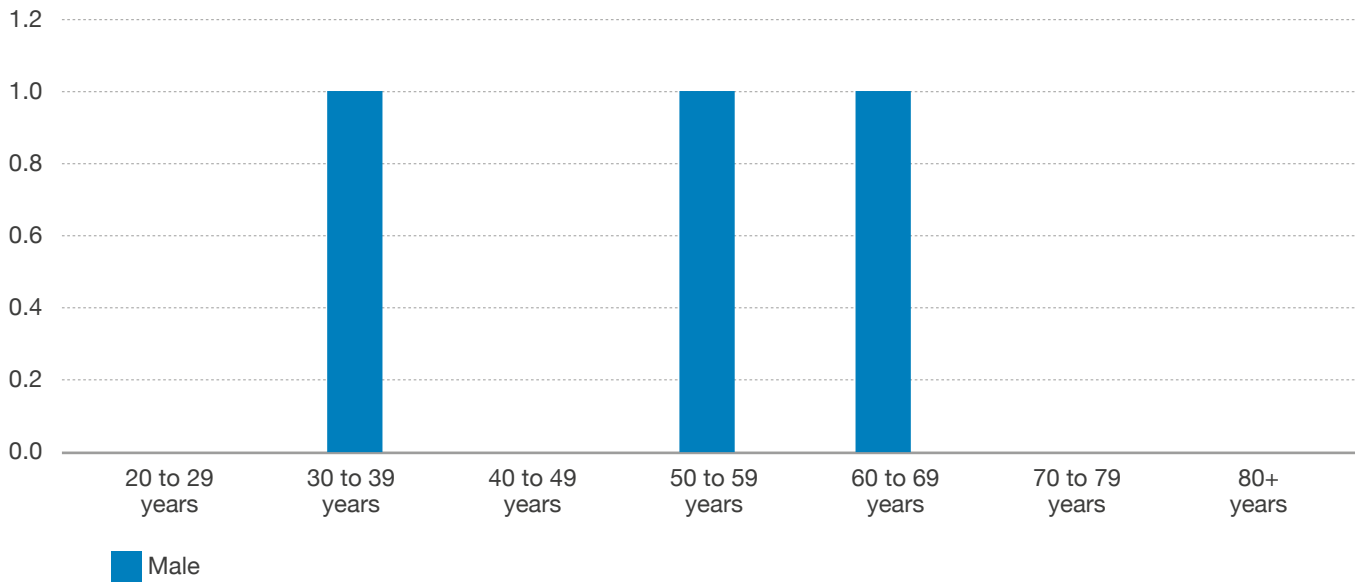


Figure 4: Accidental fatalities by age, N=3, 1 excluded

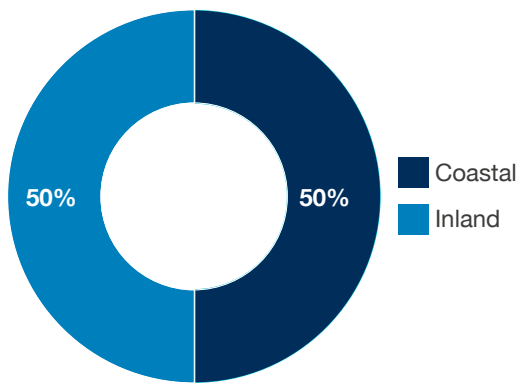


Figure 5: Accidental fatalities by location. N=4

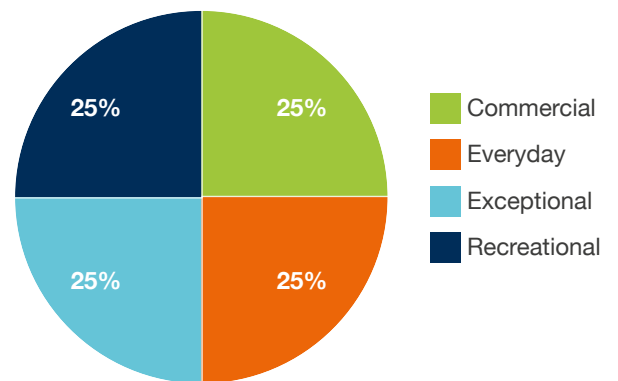


Figure 6: Accidental fatalities by activity. N=4

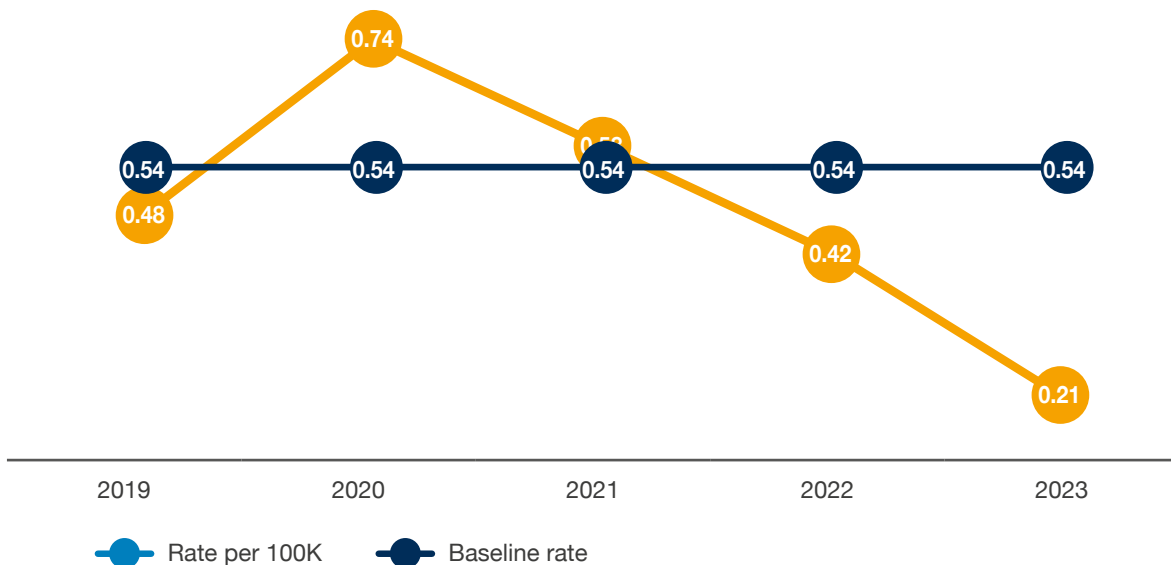


Figure 7: Accidental fatalities by year and rate 2019-2023 and Three year average baseline, Northern Ireland per 100,000 (Population Source: ONS)

Suicide suspected fatalities

In 2023, there were 12 suicide suspected fatalities at or near water in Northern Ireland. This is double the average baseline.

Year	Suicide suspected fatalities
Three-year average (2013-2015)	6
2019	12
2020	9
2021	5
2022	7
2023	12

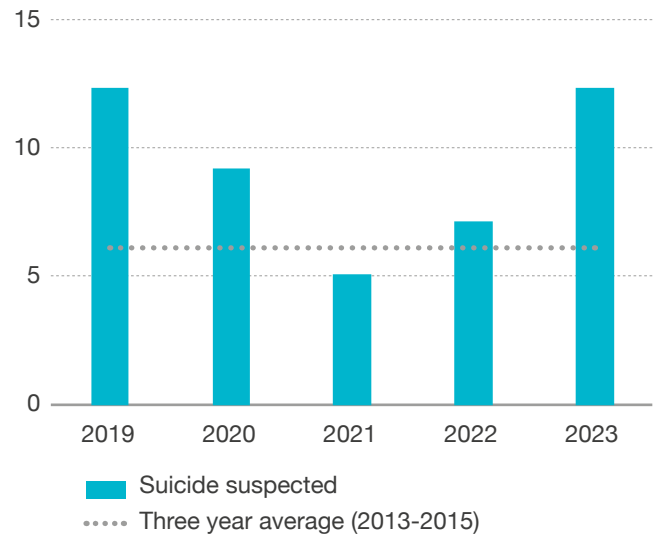


Figure 8: Suicide suspected fatalities by year 2019-2023 vs Three-year average baseline, Northern Ireland

Notes

“Accidental fatalities” refers to accidental causes and natural water related causes.

This data analysis is based on the official releases of WAID data as found online nationalwatersafety.org.uk/waid/annual-reports-and-data. It should be noted that the core data providers continue to improve verification and completeness of records starting in 2012 which results in an improved record set.

All rates for population figures are based on ONS figures for the previous mid-year, published online: ons.gov.uk/peoplepopulationandcommunity/populationandmigration/populationestimates/datasets/populationestimatesforukenglandandwalesandnorthernireland. Baseline rates are based on mid-year 2015 data.