

WAID 2025 Summary for England

This report details the 2025 release of water-related fatality data. An interactive version of this report can be found online [here](#). Please be aware that this trend report uses enhanced five-year WAID data (2019 to 2023). This means that overall numbers, outcomes and some fatality details (e.g. location, ages, sex) may differ to previously published data tables and reports (more information on the enhanced data can be accessed [here](#)).

Overall water-related fatalities

In 2025, there were 433 water-related fatalities in England from all recorded causes. There were fewer fatalities, overall, compared to the previous years (see Figure 1 which also breaks down water-related fatalities by outcome).

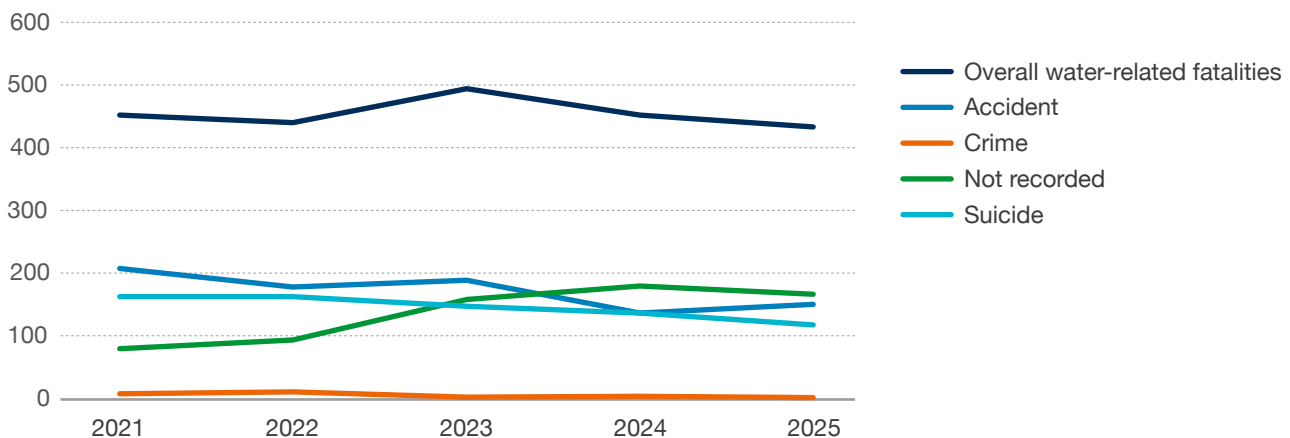


Figure 1: Overall fatalities by year (2021-2025)

The 2025 figures show that overall water-related fatalities decreased. When compared to the original UK Drowning Prevention Strategy (DPS) baseline and the DPS review average, the 2024 figures are below both (see Figure 2).

Year	Overall water-related fatalities
UK DPS baseline	476
DPS review average (2019-2023)	461
2021	452
2022	440
2023	493
2024	452
2025	433

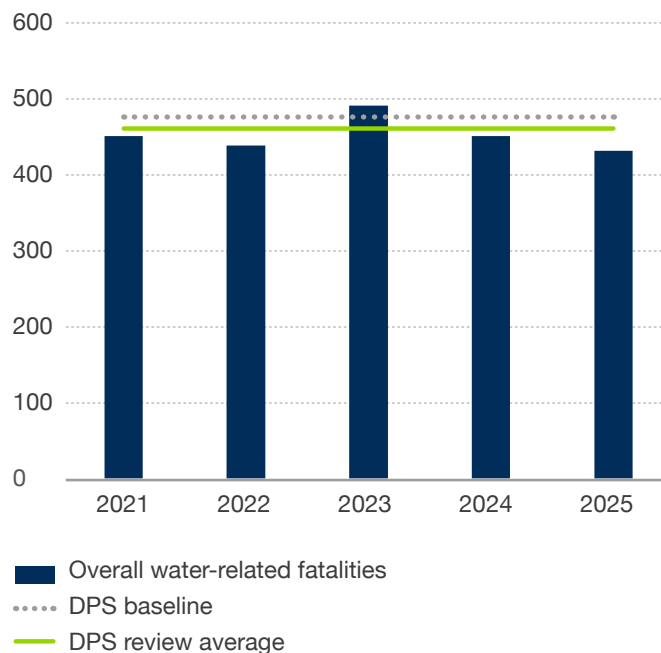


Figure 2: Overall water-related fatalities by year (2021-2025) vs DPS baseline and DPS review average, England

Accidental fatalities

In 2025, there were 150 accidental fatalities¹ in the UK. **This is a 39 per cent decrease in comparison to the DPS baseline and a 21.5 per cent decrease in comparison to the DPS review average** (see Figure 3). However, caution should be taken in the interpretation of this trend due to the high number of not recorded/inconclusives in the 2025 data. The 2019 to 2023 data uses an enhanced dataset with a reduced number of not recorded/inconclusives.

Year	Accidental fatalities
DPS baseline	246
DPS review average (2019-2023)	191
2021	206
2022	177
2023	188
2024	136
2025	150

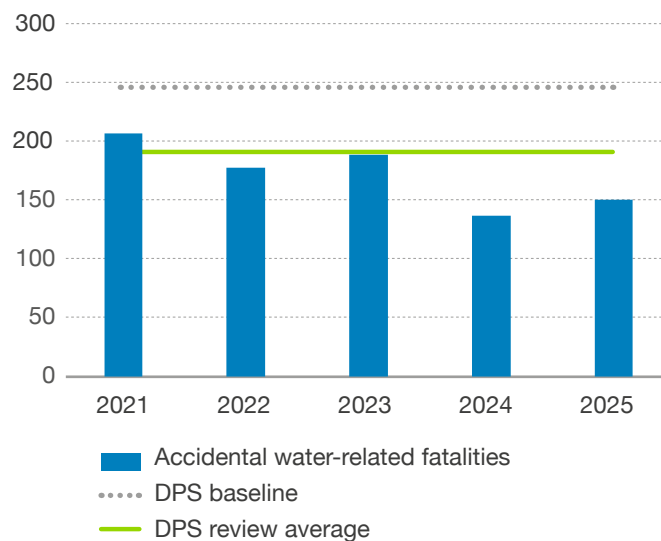


Figure 3: Accidental fatalities by year (2021-2025) vs DPS baseline and DPS review average, England

¹ Accidental fatality refers to accidental and natural causes suspected.

Key points

In 2025:

- There were 150 accidental fatalities
- 86 per cent of accidental fatalities were male
- Males aged 20 to 29 were the highest group for accidental fatalities (see Figure 4)
- 61 per cent of accidental fatalities happened at inland waters (see Figure 5)
- Recreational activities accounted for 63 per cent of accidental fatalities (see Figure 6)
- 38 accidental fatality reports noted the presence or potential presence of drugs and/or alcohol
- The rate of accidental water-related fatalities has decreased in comparison to the England baseline and the DPS review. In 2025, the accidental water-related fatality rate was 0.26 (see Figure 7)
- When considering the population rate, males aged 60 to 69 and 70 to 79 were the highest group (see Figure 8)
- August was the month with the most accidental fatalities (see Figure 9).

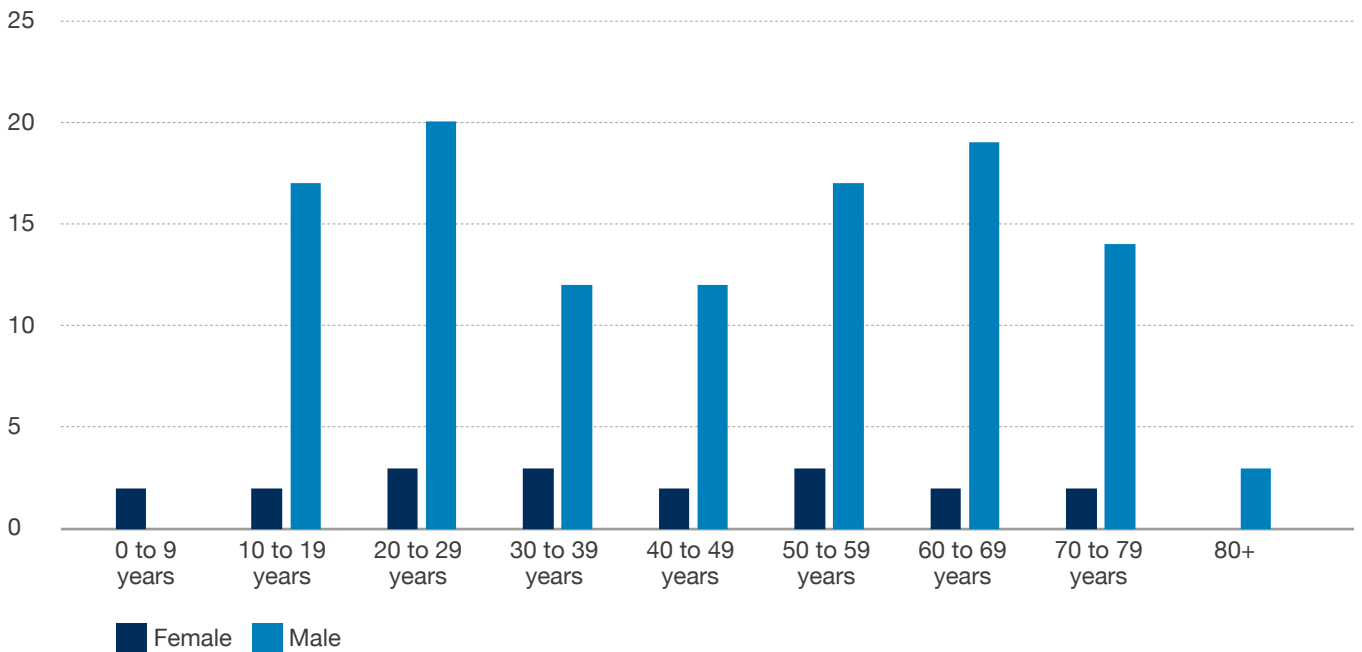


Figure 4: Accidental fatalities by age, n=133, 17 excluded

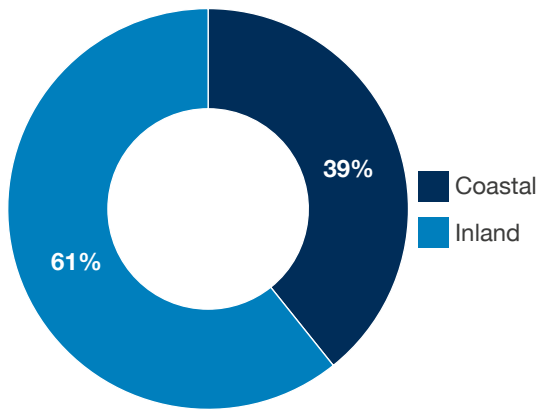


Figure 5: Accidental fatalities by location, n=135, 15 excluded

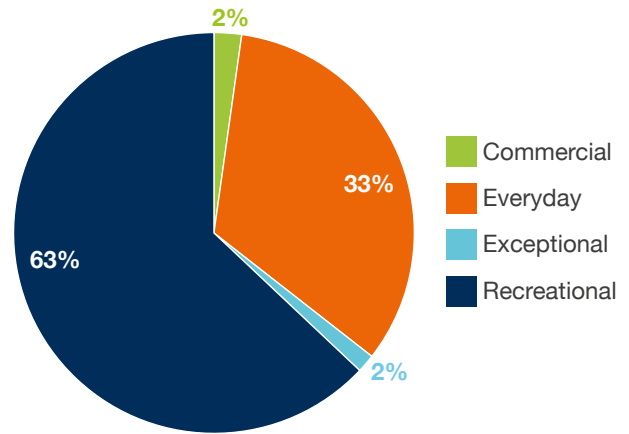


Figure 6: Accidental fatalities by activity, n=135, 15 excluded

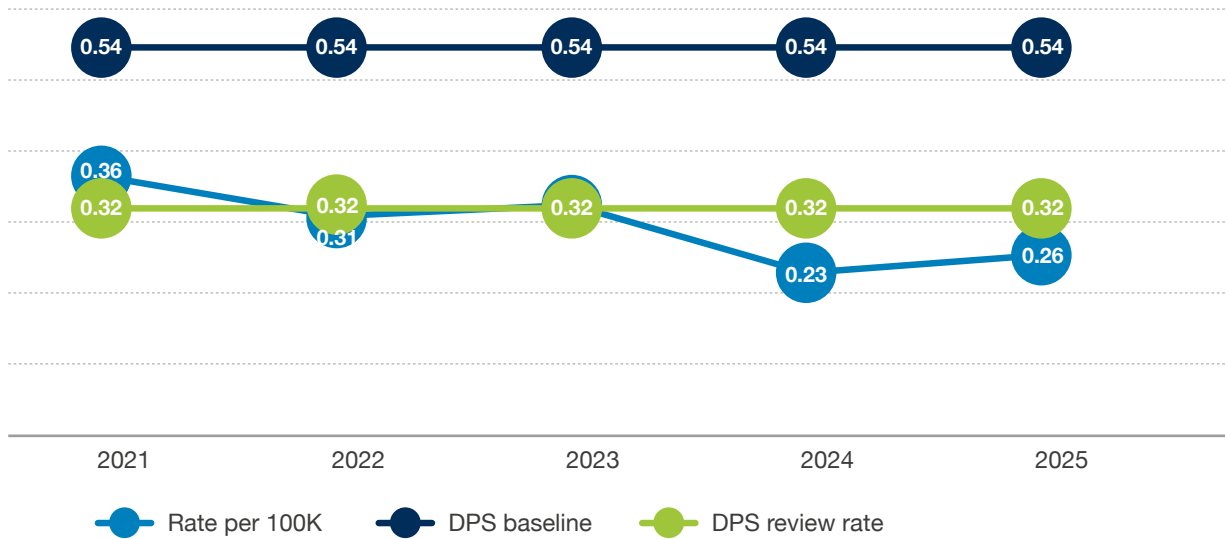


Figure 7: Accidental fatality rates by year (2021-2025) vs DPS baseline rate and DPS review rate, England. Rates are per 100,000 (Population Source: ONS)

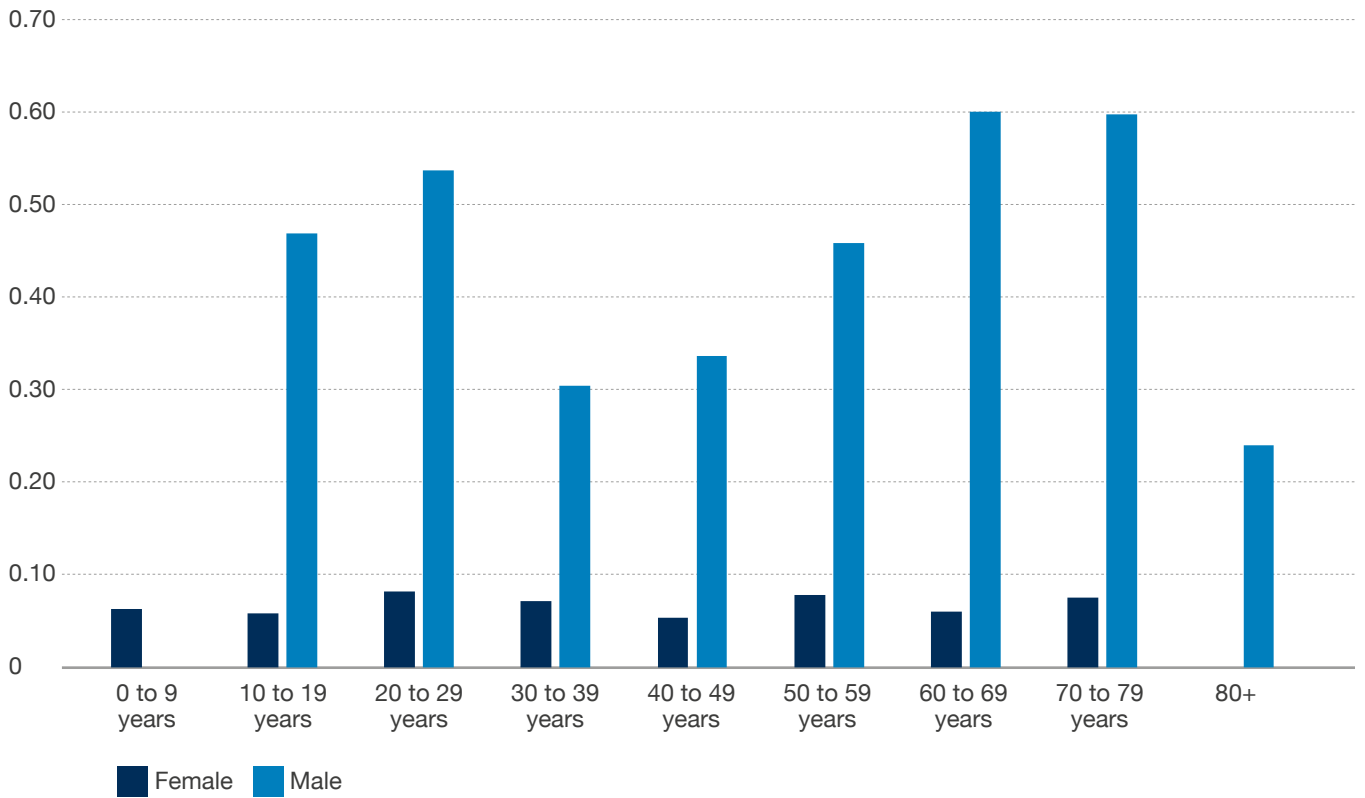


Figure 8: Accidental fatalities by age, sex and rate (based on ONS figures per 100,000). n=133, 17 excluded

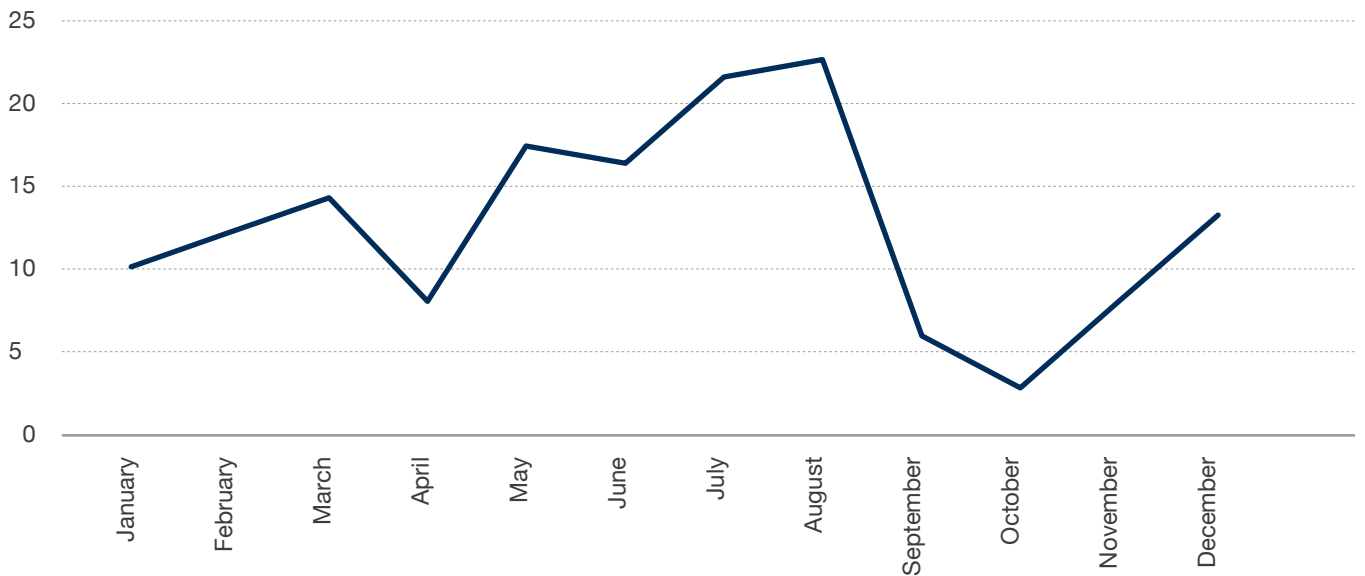


Figure 9: Accidental fatalities by month, n=150

Suicide fatalities

In 2025, there were 117 suicide fatalities at or near water in England. This is less than previous years but again caution should be taken in interpretation due to the high number of not recorded/inconclusives within the 2025 dataset.

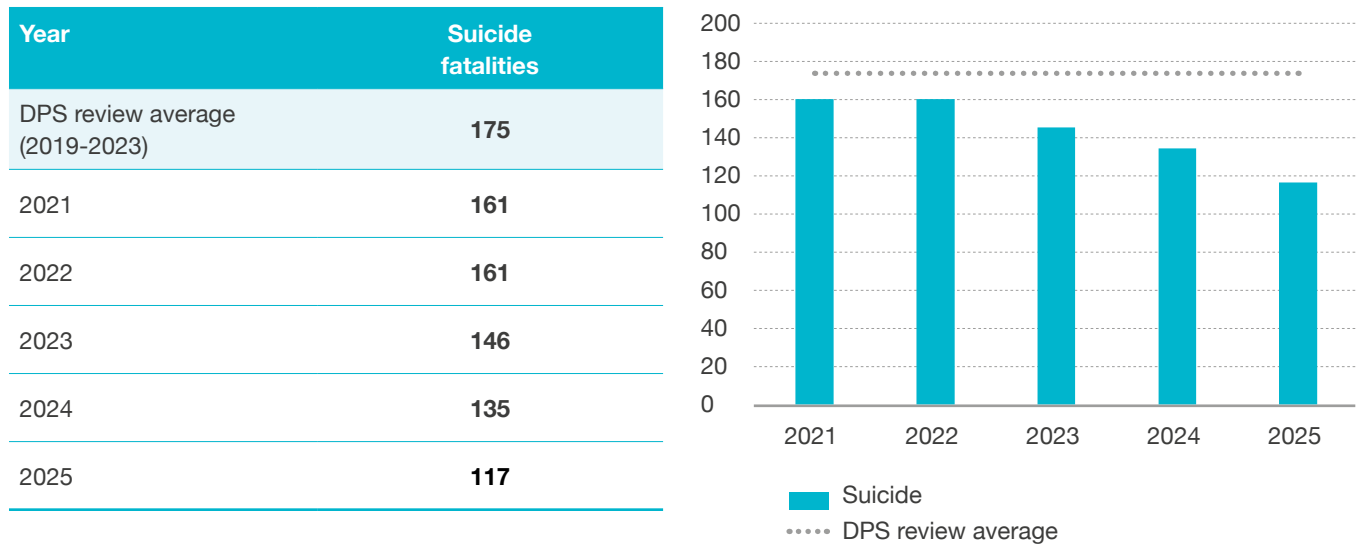


Figure 10: Suicide fatalities by year (2021-2025) vs DPS review average, England

Notes

All data used are from WAID 2019 to 2023 (v2) and 2024 to 2026 (v1).

“Accidental fatalities” refers to suspected/confirmed accidental causes and natural water-related causes.

“Suicide fatalities” refers to suspected/confirmed suicide causes.

Population rate figures use ONS mid-year data. As official 2025 mid-year estimates have not yet been published, the 2024 population is used as a baseline.

Figures 5 and 6 exclude “ungrouped activities”.

Baseline figures

The England baseline is based upon the original dataset (WAID data 2010 to 2013).

All baseline review figures for England are based upon the UK Drowning Prevention Strategy Review data (2019-2023) as detailed [here](#).

WAID taxonomies

WAID taxonomies for activity include:

- ‘Everyday activities’ – running, walking, cycling, mobility vehicle, motor other, commuting
- ‘Recreational activities’ – adventure sports, angling, boating (other), motorboating, sailing, waterside activities
- ‘Commercial activities’ – only includes those categorised as ‘commercial’
- ‘Exceptional activities’ – person/animal rescue, person on ice, flooding
- ‘Ungrouped activities’ – bathing, residential, unknown activity, undetermined.