

WAID 2025 Summary for Northern Ireland

This report details the 2025 release of water-related fatality data. An interactive version of this report can be found online [here](#). Please be aware that this trend report uses enhanced five-year WAID data (2019 to 2023). This means that overall numbers, outcomes and some fatality details (e.g. location, ages, sex) may differ to previously published data tables and reports (more information on the enhanced data can be accessed [here](#)).

Overall water-related fatalities

In 2025, there were 14 water-related fatalities in Northern Ireland from all recorded causes. There were fewer fatalities, overall, compared to the previous years (see Figure 1 which also breaks down water-related fatalities by outcome).

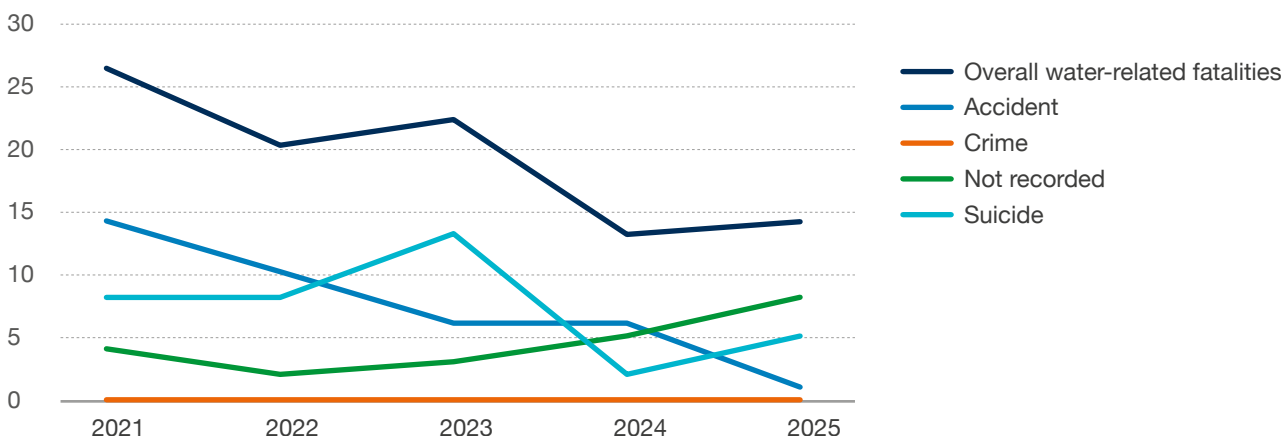


Figure 1: Overall fatalities by year (2021-2025)

The 2024 figures show that overall water-related fatalities have decreased. When compared to the UK Drowning Prevention Strategy (DPS) baseline and the DPS review average, the 2024 figures are below both (see Figure 2).

Year	Overall water-related fatalities
DPS baseline	20
DPS review average (2019-2023)	24
2021	26
2022	20
2023	22
2024	13
2025	14

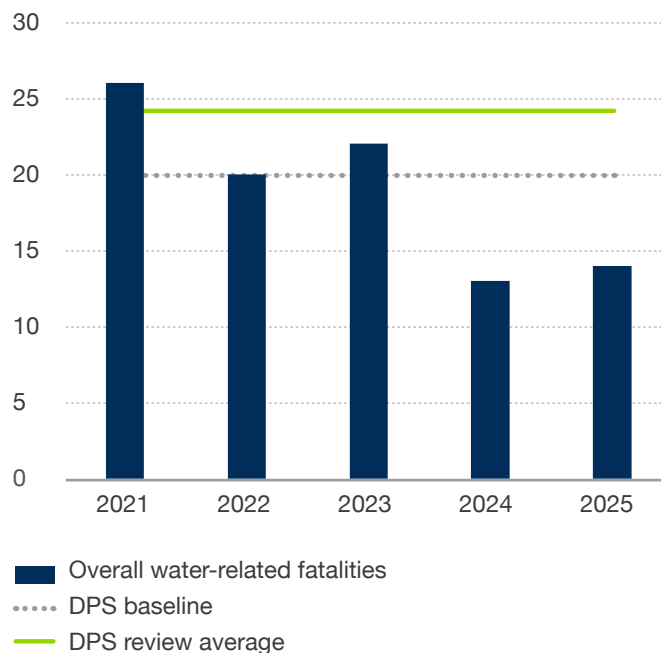


Figure 2: Overall water-related fatalities by year (2021-2025) vs DPS baseline and DPS review average, Northern Ireland

Accidental fatalities

In 2025, one accidental fatality was recorded. Therefore, no statistical analysis has been undertaken due to the limited number of cases.

Suicide fatalities

In 2025, there were five suicide fatalities at or near water in Northern Ireland. This is less than previous years but again caution should be taken in interpretation due to number of not recorded/inconclusives within the 2024 dataset.

Year	Suicide fatalities
DPS review average (2019-2023)	10
2021	8
2022	8
2023	13
2024	2
2025	5

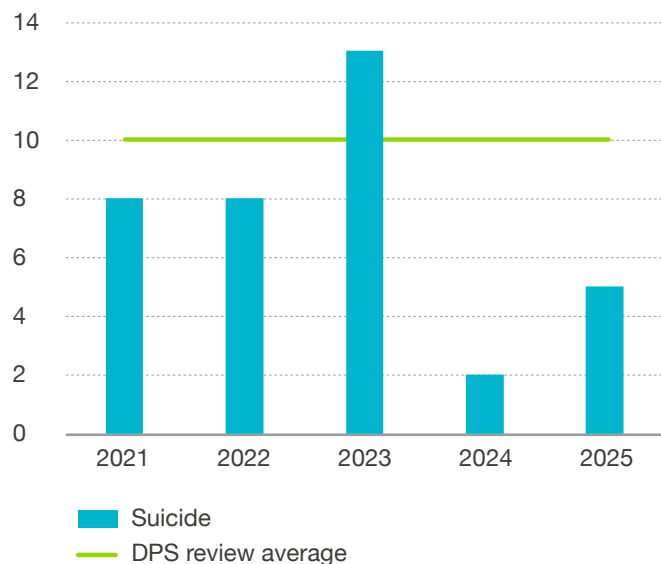


Figure 3: Suicide fatalities by year (2021-2025) vs DPS review average, Northern Ireland

Notes

All data used are from WAID 2019 to 2023 (v2) and 2024 to 2025 (v1).

“Accidental fatalities” refers to suspected/confirmed accidental causes and natural water-related causes.

“Suicide fatalities” refers to suspected/confirmed suicide causes.

Population rate figures use ONS mid-year data.

Figures 5 and 6 exclude “ungrouped activities”.

Baseline figures

The Northern Ireland baseline is based upon the original dataset (WAID data 2010-2013).

All baseline review figures for Northern Ireland are based upon the UK Drowning Prevention Strategy Review data (2019 to 2023) as detailed here.

WAID taxonomies

WAID taxonomies for activity include:

- ‘Everyday activities’ – running, walking, cycling, mobility vehicle, motor other, commuting
- ‘Recreational activities’ – adventure sports, angling, boating (other), motorboating, sailing, waterside activities
- ‘Commercial activities’ – only includes those categorised as ‘commercial’
- ‘Exceptional activities’ – person/animal rescue, person on ice, flooding
- ‘Ungrouped activities’ – bathing, residential, unknown activity, undetermined.